

KINGLO
SAND









Information about the product

Dimensions	643 x 470 cm
Safety zone	983 x 822 cm
Safety zone area	47,1m ²
Overall height	802 cm
Free fall height	240 cm
Amount of users	16
Tallest element	475 cm
Heaviest element	70 kg
Product complies with EN 1176-1:2017-12	Yes
Availability of spare parts	Yes
Age range	3-12

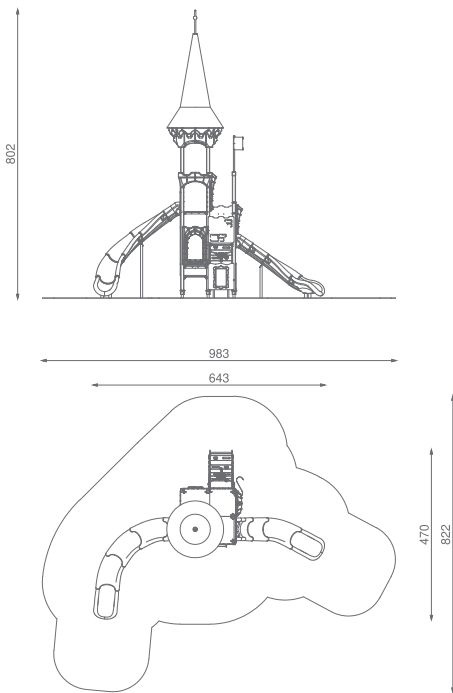
According to EN 1176-1:2017-12 norm, the product requires applying a safety surface according to the product's free fall height.

Functions



-  Climbing
-  Balancing
-  Socializing
-  Sliding
-  Sensory Integration
-  Educational boards

KINGLO
ICE






1:200



Wood from coniferous trees (Scandinavian spruce), with a cross-section of 90x90 mm, heartwood-free, layered with polyurethane adhesives completely resistant to moisture. The wood undergoes a three-stage impregnation process.



Elements made of stainless steel AISI304 totally resistant to various weather conditions.



Elements made of black steel painted S235JR, protected against corrosion by powder galvanising and powder coating using polyester paints that are UV resistant.



Anthracite non-slip HPL 18 mm panel with hexagonal structure characterized by maximum resistance to environmental factors and highest durability against abrasion.



Wall panels made of coloured, highest quality HPL 13 mm (black HPL 8mm), completely resistant to moisture and UV.



Wall panels made of high quality, coloured triple-layer HDPE 15 mm, resistant to moisture and UV.



Elements made of LDPE material using rotomoulding technique.



16 mm diameter polypropylene ropes pp-multislip, with a steel core.



LDPE rotomoulding window shutters with directly printed polycarbonate sheets inside.